



Hyper-ion™

## Heterojunction Hyper-ion Series Bifacial Module

**RSM132-8-700-725BHDG**

### Hyper-link Interconnection

Patented Technology

**700-725 Wp**

Power Output Range

**23.3 %**

Higher Efficiency

**0~+3%**

Positive Power Tolerance



The module picture is for reference only

- No B-O caused LID
- Ultra-high bifacial factor
- Ultra-high power generation, ultra-low carbon emission
- Most stable power temperature coefficient
- Lead technology of metallization process
- Excellent anti-LID & anti-PID performance

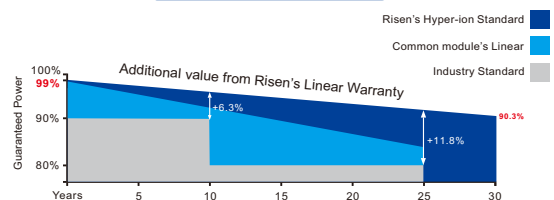


\* As there are different certification requirements in different markets, please contact your local Risen Energy sales representative for the specific certificates applicable to the products in the region in which the products are to be used.

### LINEAR PERFORMANCE WARRANTY

15 years product warranty / 30 years linear power warranty

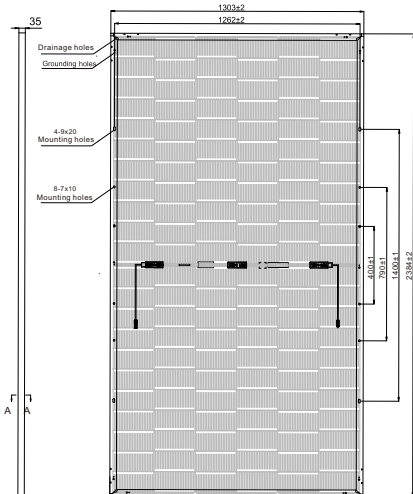
0.3% Annual Degradation over 30 years



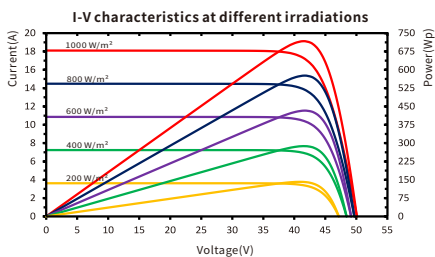
\*Please check the valid version of Limited Product Warranty which is officially released by Risen Energy Co., Ltd

### Dimensions of PV Module

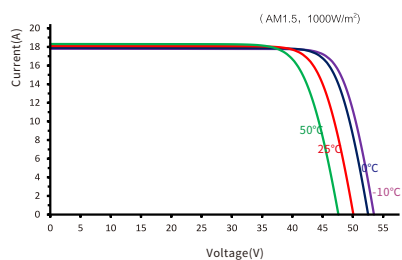
Unit: mm



RSM132-8-715BHDG



I-V characteristics at different temperatures



### PACKAGING CONFIGURATION

	40ft(HQ)
Number of modules per container	558
Number of modules per pallet	31
Number of pallets per container	18
Packaging box dimensions (LxWxH) in mm	1320×1120×2520
Box gross weight [kg]	1284

### ELECTRICAL DATA (STC)

Model Type	RSM132-8-700-725BHDG					
Rated Power in Watts-Pmax(Wp)	700	705	710	715	720	725
Open Circuit Voltage-Voc(V)	49.83	49.92	50.01	50.09	50.18	50.26
Short Circuit Current-Isc(A)	17.82	17.91	18.00	18.10	18.19	18.29
Maximum Power Voltage-Vmpp(V)	41.78	41.86	41.93	42.00	42.08	42.14
Maximum Power Current-Impp(A)	16.77	16.86	16.95	17.05	17.13	17.23
Module Efficiency (%) *	22.5	22.7	22.9	23.0	23.2	23.3

STC: Irradiance 1000 W/m<sup>2</sup>, Cell Temperature 25°C, Air Mass AM1.5 according to EN 60904-3.

Bifacial factor: 85±10(%) \* Module Efficiency (%): Rounding to the nearest number

### Electrical characteristics with 10% rear side power gain

Model Type	RSM132-8-700-725BHDG					
Total Equivalent power -Pmax (Wp)	770	776	781	787	792	798
Open Circuit Voltage-Voc(V)	49.83	49.92	50.01	50.09	50.18	50.26
Short Circuit Current-Isc(A)	19.60	19.70	19.80	19.91	20.01	20.12
Maximum Power Voltage-Vmpp(V)	41.78	41.86	41.93	42.00	42.08	42.14
Maximum Power Current-Impp(A)	18.45	18.55	18.65	18.76	18.85	18.95

Rear side power gain: The additional gain from the rear side compared to the power of the front side at the standard test condition. It depends on mounting (structure, height, tilt angle etc.) and albedo of the ground.

### ELECTRICAL DATA (NMOT)

Model Type	RSM132-8-700-725BHDG					
Maximum Power-Pmax (Wp)	534.5	538.5	542.3	546.2	550.1	553.9
Open Circuit Voltage-Voc (V)	46.69	46.78	46.86	46.93	47.02	47.09
Short Circuit Current-Isc (A)	14.61	14.68	14.76	14.84	14.92	15.00
Maximum Power Voltage-Vmpp (V)	39.07	39.14	39.21	39.27	39.34	39.40
Maximum Power Current-Impp (A)	13.68	13.76	13.83	13.91	13.98	14.06

NMOT: Irradiance at 800 W/m<sup>2</sup>, Ambient Temperature 20°C, Wind Speed 1 m/s.

### MECHANICAL DATA

Solar cells	n-type HJT
Cell configuration	132 cells (6×11+6×11)
Module dimensions	2384×1303×35mm (93.86×51.30×1.38 in)
Weight	40kg (88.18 lb)
Superstrate	2.0mm(0.08 in), High Transmission, AR Coated Heat Strengthened Glass
Substrate	2.0mm(0.08 in), Heat Strengthened Glass
Frame	High strength alloy steel
J-Box	Potted, IP68, 1500VDC, 3 Schottky by pass diodes
Cables	4.0mm <sup>2</sup> , 350mm(13.78 in)(+), 230mm(9.06 in)(-), connector Included, or customized length
Connector	Risen Twinsel PV-SY02, IP68
Maximum mechanical test load	5400 Pa (front) / 2400 Pa (back), under certain installation method

### TEMPERATURE & MAXIMUM RATINGS

Nominal Module Operating Temperature (NMOT)	43°C±2°C
Temperature Coefficient of Voc	-0.22%/°C
Temperature Coefficient of Isc	0.047%/°C
Temperature Coefficient of Pmax	-0.24%/°C
Operational Temperature	-40°C~+85°C
Maximum System Voltage	1500VDC
Max Series Fuse Rating	35A
Limiting Reverse Current	35A



RISEN ENERGY CO., LTD.

Tashan Industry Zone, Meilin, Ninghai 315609, Ningbo | PRC

Tel: +86-574-59953239

Fax: +86-574-59953599

E-mail: marketing@risenenergy.com

Website: www.risenenergy.com

CAUTION: READ SAFETY AND INSTALLATION INSTRUCTIONS BEFORE USING THE PRODUCT.

© 2024 Risen Energy. All rights reserved. Contents included in this datasheet are subject to change without notice. No special undertaking or warranty for the suitability of special purpose or being installed in extraordinary surroundings is granted unless as otherwise specifically committed by manufacturer in contract document.

THE POWER OF RISING VALUE

Version:REM132-BHDG-0BB-EN-H2-3-2024